

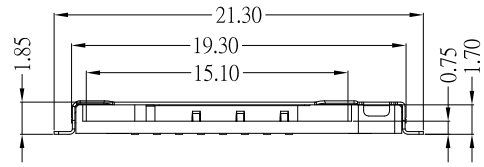
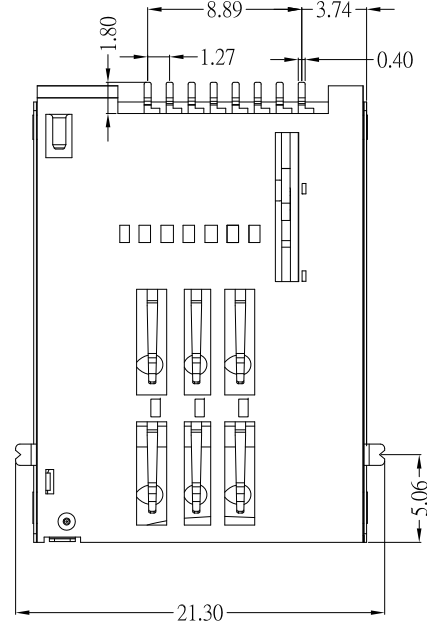
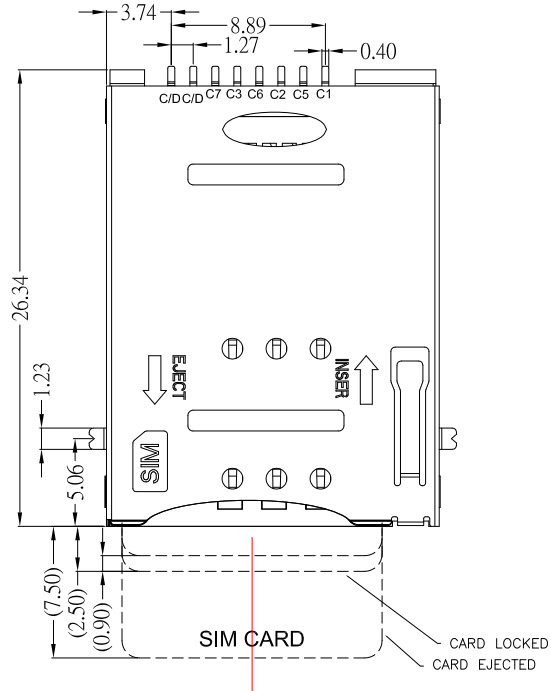
PCB LAYOUT

SPECIFICATION

- Electrical :
- 1.Current Rating: 0.5A
 - 2.Voltage Rating: 5.0V
 - 3.Contact Resistance: 100 mΩ Max.
 - 4.Insulation Resistance: 500 MΩ Min.

- Environmental:
- 1.Operating Temperature: -55°C ~ +85°C.

- Material:
- 1.Housing: H-Temperature Plastic
 - 2.Contact: Copper Alloy
 - 3.Shell: Stainless Steel
- Finish:
- 1.Contact: Plated Gold in Mating Area ;
Tin Plated on Solder Balls ;
Nickel under plated overall
 - 2.Shell: Nickel under Plated surface layer



SIM pin assignment	
PIN#	Name
C1	VCC
C2	RST
C3	CLK
C5	GND
C6	VPP
C7	I/O

CONTACT 建倚科技股份有限公司
CONTACT TECHNOLOGY CORP.

TOLERANCE UNLESS OTHERWISE STATED :
 Up to 5 ±0.2
 Above 5 ~ 15 ±0.3
 Above 15 ~ 30 ±0.4
 Above 30 ~ 50 ±0.5
 Angle ±0.3

3RD. ANGEL'S



UNITS MM

DRAWN BY:	DATE	MAT'L	TITLE	CONNECTOR
Jack Lu	09/02/21			
CHECKED BY:	DATE	FINISH	MODLE	SIM-PSUH 6P+2P無柱
Jacky Chen	09/02/21			
APPROVED BY:	DATE	SCALE	DWG NO.	SIM-0211BAAG06A-S304
Tony Kao	09/02/21	1 : 1	PART NO.	SIM-0211BAAG06A-S304
		SHEET NO.	1 of 1	
				SIZE A4
				VER R2

ITEM NO.	DESCRIPTION	DRAWN	DATE
1	更新樣式	Jack	090221